



Business Parklet guidelines 2023 -

Version 4, March 2023





Guideline Governance

Responsible Service / Department:

City Growth and Culture; Safety and Amenity

Adoption authorised:

Council

Date of adoption:

[Insert Text]

Date effective from:

[Insert Text]

Content Manager folder:

[Insert Text]

Content Manager file:

[Insert Text]

Endorsed CEO or ELT member or department manager to make and approve document editorial amendments:

General Manager of City Growth and Organisational Capability

Manager City Growth and Culture

Annual desktop review date:

2024

Review date:

2025

Completion date:

2027

Version number:

3

Stakeholder review and engagement:

Community Building and Inclusion, City Strategy, Design and Sustainability, Governance and Organisational Performance, Safety and Amenity, Construction, Contracts and Operations, Property and Assets; Open Space, Recreation and Community Resilience, City Development

Relevant Legislation:

Local Law 1

City of Port Phillip **Business Parklet guidelines 2023 -**



Associated Strategic Direction #:

Strategy 4 - Vibrant Port Phillip

Associated instruments:

Outdoor Trading (Dining) Policy

Installation of Hospitality Parklets – Adjacent to Tram Corridors (Doc PS-019-GL-0002, Version 3 dated 16.05.2022) or superseded/updated as required

Department of Transport On Road Dining Approvals as we Progress into a COVID normal (version 1.0 October 2020)

Supersedes:

Parklet Guidelines v2



Contents

Purpose	5
Outcomes	5
Who is this document for?.....	6
Eligibility.....	6
What is a parklet?	6
Definitions	7
How to set up a parklet	8
Before you apply.....	8
Business parklet process	9
Types of permits available	9
Considerations prior to making an application.....	12
Taking care of your business parklet	15
Where can parklets be located?.....	17
Designing your parklet	19
What can go in your parklet?	29
Required information with application.....	33
Decision making	36
Council responsibilities	38
Business parklet standard conditions	39



Please consider the environment before printing.



Purpose

This document provides clear guidance as to what businesses need to do to establish a parklet within the City of Port Phillip and the various criteria they need to understand, consider and comply with.

This document is in line with the Council's Plan 2021-2023, the Outdoor Trading (Dining) Policy and the Municipal Health and Wellbeing Plan 2017- 27. The Council's Outdoor Trading (Dining) Policy Objectives are in line with the City of Port Philip Local Law No.1 (Community Amenity)

Outcomes

As per Council's Outdoor Trading (Dining) Policy, the intended outcomes of this Guideline are to:

- Encourage activation and vibrancy in our main streets, activity centres and laneways, which makes them more enjoyable and safer for our community.
- Ensure that outdoor trading enhances the quality of streetscapes and activity centres.
- Ensure that the City of Port Phillip's 'brand' as a vibrant, sophisticated, arts-focussed community is represented by strong design and visual outcomes being apparent in approved parklets and activations.
- Support our local businesses and economy to survive and thrive and be more resilient to future economic shocks.
- Balance the activation of public space with amenity requirements of surrounding businesses and the community more broadly.
- Ensure activation of public space meets (and in some cases exceeds) accessibility, public safety and sustainability requirements.
- Ensure businesses that benefit from use of public space make a fair contribution for this use through appropriate fees, charges and upkeep responsibility.
- Provide certainty to businesses, community, Councillors and staff on the way requests to use public space in new ways will be treated (and any fees, charges and engagement required) to ensure applications can be considered efficiently, effectively and in a timely manner.
- Ensure appropriate oversight and compliance measures are in place to provide our community with confidence that public safety, maintenance and legislative requirements are being achieved and the policy objectives are being met.
- For temporary activities only, test and trial new uses of public space, which could inform longer-term public space priorities, projects and investment by Council.



- When considering shared public space, ensure a balanced and equitable sharing of opportunities between the public, hospitality traders and non-hospitality traders adjoining the public space.

Who is this document for?

- Businesses who wish to utilise existing on-street parking spaces to establish a parklet.
- Surrounding businesses and community members who are interested to understand how business parklets are managed by Council.
- Council Authorised Officers who assess applications for business parklets and those Authorised Officers who enforce the Local Law and Business Parklet permit compliance.

Eligibility

All hospitality businesses based in the City of Port Phillip are eligible to apply for a Business Parklet. The exceptions are stand-alone bottle shops, tobacco shops, venues with an electronic gaming machine or other gambling components.

Community, not-for-profit organisations or businesses outside of hospitality can apply to Council separately on an as-needs basis and these will be assessed on their merits and perceived benefit to the community.

What is a business parklet?

A business parklet is a car parking space, or in some limited instances a part of a public road, that has been transformed by a commercial business into a place that the community can enjoy.

A business parklet is managed by and in association with a business to expand their services.

Benefits:

- Encourage people to spend more time enjoying our streets
- Reimagine the use of car parking bays to transform them into places for people rather than cars
- Provide greening opportunities which can improve the look and feel of our streets



- Support local businesses by extending their dining space
- Allow more people to observe and participate in the life of the street, which can improve the overall feeling of safety in the neighbourhood.

Definitions

Table 1 Definition of terms

Term	Definition
Council	City of Port Phillip
Parklet	Re-purposed on-street parking spaces which are designed to extend public space to provide an additional place for congregation, accessible public seating, street greening and additional pedestrian space.
Business parklet	Parklet used for commercial purposes that is the subject of these Guidelines.
On-street parking	Designated parking spaces located on public roads that may be occupied by a vehicle for a specified period.
City Permits Panel	The Panel considers: <ul style="list-style-type: none"> • applications that do not meet the requirements of the Footpath Trading Guidelines, Mobile Food Vehicle Guidelines, or Business Parklet Guidelines, but the officer recommends support, or • the permit applicant seeks a review of the Council Officer decision
Permit	Refers to an approval issued under the <i>City of Port Phillip Local Law No 1 (Community Amenity)</i> or subsequent Local Laws as adopted by Council, that authorises a use or activity.
Permit holder	Permit has the same meaning as the definition under the City of Port Phillip's Local Law No.1 (Community Amenity) or subsequent new Local Laws, as adopted by Council.



How to set up a parklet

Applicants must use these Guidelines to assist with their application and to manage a business parklet. This will ensure they understand the design requirements, assessment, responsibilities and costs associated with business parklets.

The key steps in how to set up a business parklet are explained below.

Before you apply

It's important to consider whether your needs could alternatively be met by a footpath trading permit, or an extension to existing footpath trading.

Not all applicants will be granted a business parklet permit, as there are a number of criteria and requirements to consider and some locations have limitations on the number of business parklets that can be permitted.

Read through these Guidelines to make sure you understand what you will need to do.

For additional help visit:

<https://www.portphillip.vic.gov.au/council-services/business-in-port-phillip/business-enquiries>



Business parklet process

Table 2 Approval Process



Apply

Applications with supporting documentation can be made online at:

<https://www.portphillip.vic.gov.au/council-services/business/business-permits-and-approvals/business-parklets-permit>



Assessment

Applicants may be contacted to discuss aspects of their application or to provide further information. Council will work with you to finalise Business Parklet designs and achieve compliance.



Permit issued

If your application is supported, Council will issue you with a Business Parklet permit with conditions and an approved plan. You will also be advised of any other permits required for the installation such as Street Occupation and Road Closure permits.



Installation

The permit holder can install the Business Parklet and permitted structures and furniture.



Operation

The permit holder must manage the business parklet in accordance with the permit conditions and approved plan.

Council officers will periodically inspect the business parklet structure and its use. Feedback will be provided to the permit-holder to address any matters. Non-compliance may result in enforcement action or cancellation of the permit.



Remove infrastructure

At the expiry of the permit, all infrastructure must be removed by the permit holder and all council assets and roadway are returned to their original condition.



Types of permits available

Annual permits

Annual permits allow for year-round activation, granted for a maximum of twelve months and expire 30 September. Permits may be subject to change at any time during the permit period.

Renewal of an annual permit

Permits can be renewed annually, up to two times unless:

- a) non-payment of fees - permit revoked
- b) neighbour reasonably withdraws consent - revoked or amended
- c) streetscape works require access to business parklet location
- d) there is a waiting list of business parklet requests in your precinct.
- e) there have been recorded incidents of non-compliance or enforcement action taken

A renewal notice will be issued for all eligible Annual Permit holders. It is the responsibility of the permit holder to ensure all details have been updated, including public liability insurance, letters of consent. Failure to provide all documentation and/or payment of fees may result in the cancellation of the permit.

The Council reserves the right to reassess and amend permit conditions at any time.

Seasonal permits

Seasonal permits allow for business parklets for up to seven months, from 1 October to 30 April each year. Fees will be for the full seven months regardless of whether a permit is issued for a shorter period. If a seasonal permit holder applies to transfer to an annual permit, they must contact Council prior to the expiry of their seasonal Permit, to inquire about the process (refer to 'Renewal of an existing permit', below).

Non-use of permit

A business that is granted a permit but fails to construct a parklet within the first 3-months of the permit period, may have the permit revoked, and Council may allocate the opportunity to another trader.



Table 3 Types of permits

	Seasonal Permit	Annual Permit
Duration	1 October to 30 April	Expires annually on 30 September
Renewal option	Not renewable Option to apply for annual permit at end seasonal permit – conditions apply	Permits may be renewed annually and may be on-going unless: <ol style="list-style-type: none"> non-payment of fees - permit revoked neighbour withdraws consent – amended permit or not renewed streetscape works require access to permit location there is a waiting list of parklet requests. parklet ceases to meet criteria the business parklet operation does not comply with the permit conditions or the Local Law
Average investment	Low-Medium	Medium-High
Access requirement	Minimum requirement is a ramp to parking bay or platforms level with the footpath may be constructed instead	Platform level with footpath

Amendments to an existing permit

Permit-holders can apply to amend a business parklet permit at any time. Examples include amending the size of a business parklet, changing furniture design, or increasing advertising. An amendment fee is payable for officer assessment and liaison.

Transfer of business ownership

A parklet permit cannot be part of a business sale and a new proprietor must apply to take over an existing business parklet within 28 days of the sale. There is no legal attachment to the sale or transfer of ownership of a business.

An application fee is required for officer assessment and liaison. In considering the transfer of ownership request, the Council may reassess and amend permit conditions to ensure compliance with the Guidelines to respond to any changes in the business parklet design or operation.



It is the responsibility of the existing proprietor to include the balance of any remaining permit fees in the sale of the business.

Removal

All business parklet furniture, platforms and associated materials must be removed at the expiry or cancellation of a permit, or if a business ceases trading. Council assets including kerbing, footpath and road surfaces etc must be made good and returned in clean condition. Failure to do so may result in costs for removal and cleaning being passed onto the business owner.

Considerations prior to making an application

Will your premises have enough toilet facilities?

The addition of an outdoor area to an existing restaurant/café may lead to an increase in overall seating capacity. As such, these premises should have adequate toilet facilities available for customers and staff in line with any relevant building regulations. Please view volume 1 of the [National Construction Code | NCC \(abcb.gov.au\)](https://www.abcb.gov.au/ncc) for further information. Restaurants/Cafes are considered 'Class 6'.

Where overall capacity exceeds twenty seats it may be necessary to upgrade existing toilet facilities.

Will you need to relocate any public infrastructure?

If you would like to relocate items such as seats, litter bins or bicycle stands, you can make a request to Council to relocate the infrastructure

The relocation of public infrastructure may sometimes be possible, but this must result in an equal, if not improved outcome for the community.

If the infrastructure is to be relocated in front of another premises, you must then obtain the written consent(s) of the owner and occupant of the premises where the items will be relocated.

All costs associated with the relocation of any public infrastructure, including any reinstatement must be paid by the person/business requesting the change.

Will access to any services be compromised?

When thinking about how you will set up your parklet, it's important that access to services such as sewers, gas, water, telecommunications and electricity conduits should not be obstructed by business parklet structures. You may need to demonstrate how access could be maintained during the lifetime of the business parklet, for example, by including access to inspection lids in your design.

Removable furniture such as tables, chairs, umbrellas and heaters may be placed on top of underground service pits. Access to services may be required at any time.



City of Port Phillip Business Parklet guidelines 2023 -

Will you include any advertising?

If you propose advertising, include this in your application for consideration.

You may feature the name of your business or relevant product/s name on umbrellas and barriers only. The business/company logo can be displayed on every second panel and on the two ends closest to the kerb edge. Refer to Figures 3 and 4.



proposed advertising subject to Council approval

Figure 3 Advertising requires approval by Council



business or relevant product name on umbrellas and barriers

Figure 4 Only the business/company logo can be displayed on every second panel and on the two end returns closest to the kerb edge.



Display or sale of goods

Parklets must not be used for the display or sale of goods sold within the premises.

City of Port Phillip Business Parklet guidelines 2023 -



NO display or sale of goods sold within the premises



Taking care of your business parklet

Daily management

As the permit-holder, you will be responsible for the management of your parklet and will need to:

- Operate in accordance with the conditions of the permit, approved plans and the requirements and objectives as outlined within these Guidelines.
- Actively monitor the use of the business parklet, for example, ensuring patrons consuming food and drinks are seated and managing any behaviour that may interfere with the use, enjoyment and personal comfort of others, including nearby residents.
- Observe all relevant Acts and Regulations, including Council's Local Law, liquor licensing and Health.
- Maintain access for all users in and around the footpath, without encroaching into areas outside the approved business parklet area.
- Keep the area clean, ensuring tables, chairs and surrounding areas, with any litter removed and deposited in bins kept inside the premises.
- Ensure any planters are watered and maintained.
- All non-fixed items must be removed at the end of trading hours. Where a business continues to operate internally after outdoor licencing hours have ceased, you may request to stack and store these items within the business parklet.
- Actively monitor patronage to report on its use if/when requesting a new permit or renewal.

Safety and accessibility

As the permit-holder you would be responsible for ensuring safe and unobstructed access to the footpath and business parklet area by:

- Providing a continuous accessible footpath.
- Ensuring any business parklet in close proximity to an intersection does not obscure a driver's line of vision, or traffic signs.
- Maintaining any required clearances and setbacks from traffic lanes, public assets and other street infrastructure.
- Ensuring the permitted area remains an inviting, clean and safe place.
- Ensuring that patrons and clients do not unreasonably impede the flow of pedestrian, bicycle or vehicle traffic.
- Achieving the intent of the *Disability Discrimination Act 1992* (DDA).



Community amenity

As the permit-holder you are responsible for ensuring the amenity of the immediate areas are protected and enhanced by:

- Complying with the permitted use, hours and conditions of any relevant Parklet Permit, Planning Permit, Liquor Licence or other permit.
- Complying with the Local Law, including preventing adverse impacts on the amenity of the area from the emission of noise, smell or appearance of the premises
- Complying with Environment Protection Authority (EPA) requirements in respect of noise, and ensuring that no external address system, or sound amplification equipment is used, (refer to www.epa.vic.gov.au).
- Avoiding visual clutter of repetitive, inappropriately scaled signage.
- The prompt removal of graffiti and rectification of any damage.

COVIDSafe Plan and patron limits in outdoor spaces

The permit-holder will be responsible for ensuring that the use of the business parklet is in accordance with any COVIDSafe Plan required by the Victorian Government or Council.

Visit <https://www.coronavirus.vic.gov.au/business-and-work> for the latest information on COVID-19 business restrictions.



table service in outdoor dining areas MUST hold a COVIDSafe Plan



Hygiene and cleanliness

As the permit-holder, you will be responsible for maintaining the hygiene and cleanliness of the permitted area by:

- Clearing litter from the business parklet and immediate area.
- Removing any food scraps, cigarette litter and other waste within the immediate area and depositing them within their own bins kept within the premises.
- Litter generated by trading must not be swept into the street gutter or adjacent footpath areas.
- Not placing trade waste in public street bins.
- Ensuring the preparation, handling and serving of food and drinks to patrons is conducted in accordance with the Food Safety Regulations, <https://www.health.vic.gov.au/public-health/food-safety>. For information on food safety education and training programs contact the Council's Health Services Unit at healthservicesunit@portphillip.vic.gov.au

Queuing and waiting

As the permit-holder you will be responsible for ensuring that your patrons do not impede the flow of pedestrian traffic. Businesses that attract large numbers of patrons who queue outside the premises or business parklet must ensure the pedestrian zone remains clear. Queuing must be contained inside the venue where practical.

Where can parklets be located?

Location

Business parklets may be considered to be placed in on-street parking bays that:

- are on Council owned or managed roads.
- are on a road with 40km/h speed limit or less.
- are not clearways, disabled, loading zone, care share, etc.
- do not obstruct sightlines for pedestrians, cyclists and drivers.
- provide a minimum area of 6 metres x 2.5 metres and retain a 3.0m-3.5m wide trafficable lane.
- are located either directly adjacent to the host business, on either the primary or secondary frontage/s.
- maintain direct access to the footpath.
- do not impact the ability of a person with disabilities to access a public service such as a medical service or similar.
- do not obstruct access to Council and utility/telecommunication assets.



When possible, preference will be given to non-metred parking bays.

Department of Transport (VicRoads) managed roads are subject to approval by the Victorian Government. Council can support you in the process of seeking this approval.

Businesses adjacent to tram corridors are subject to approval by Yarra Trams. Council can support you in the process of seeking this approval.

Intersections – line of sight

Parklets must be located at least 10 m from an unsignalised intersection and 20 m from a signalised intersection; or as advised by council's traffic engineers, and/or the Department of Transport (VicRoads) as required.

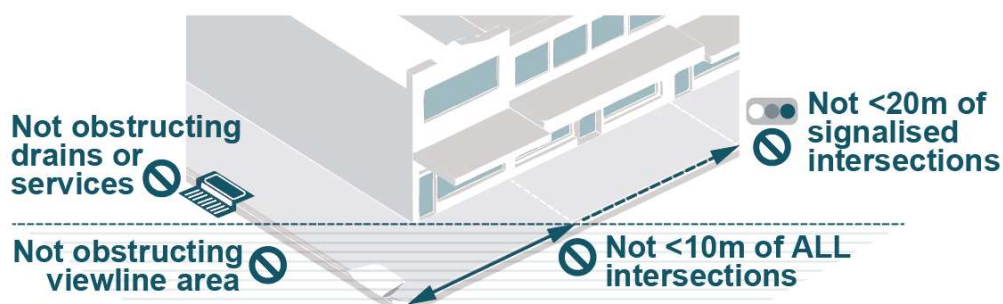


Figure 5 Business Parklets need to be placed 10m from an unsignalised intersection and 20m from a signalised intersection.



City of Port Phillip **Business Parklet guidelines 2023 -**

Occupying an adjacent parking bay

The permit applicant must obtain and submit written consent by the owner, body corporate and/or occupier when applying to occupy a parking bay in front of an adjacent premises.

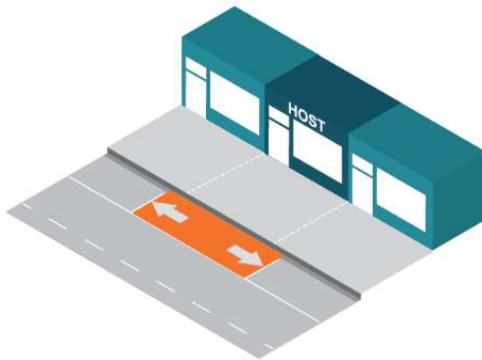


Figure 6 A business may apply for a business parklet in front of their premises.

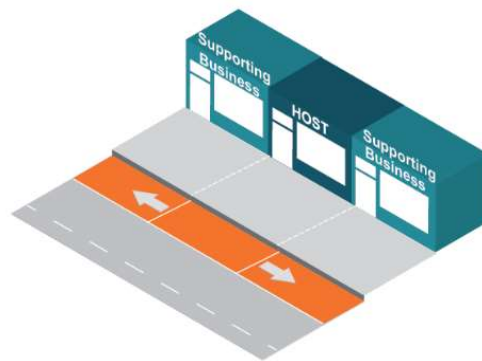


Figure 7 A business may apply for a business parklet in front of neighbouring premises with their written consent.

If the neighbouring premises is sold or occupied by a new tenant, the existing permit will remain valid until it expires. When applying for a new permit or renewal, a new consent must be submitted from the new owner, body corporate and/or occupier.

If the adjoining owner, body corporate and/or occupier withdraws consent during the permit period, depending on the circumstances the permit holder may be permitted to trade in front of the adjacent premises until the permit expires.

Where an applicant proposes using an on-street parking bay that is not adjacent to another business and/or occupier, Council may consider if the outcome would benefit the streetscape and general community. This will be considered on a case-by-case basis.

Neighbouring business or resident consents required

If the on-street parking bay you are seeking to occupy aligns with your shopfront or falls within it, then no consent is required from neighbouring businesses or residents.

If any of your parklet would fully or partially obstruct neighbouring premises, then written consent is required from the owner, body corporate and/or occupier neighbouring premises for this to occur (on both sides of your business if applicable).

This applies to neighbouring premises on street level only, not residents or businesses located directly or indirectly above the business in question.



There are certain grounds where Council may decide to grant a permit despite consent not being provided such as when only a small portion of the adjacent business/resident would be impacted or when Council deems that consent is being unreasonably withheld due to a personal dispute or similar. This will be considered on a case by case basis.

Maximum number of business parklets within areas

To minimise potential impacts to on-street parking and ensure an appropriate balance of outcomes within each activity centre, the maximum number of parking bays that will be permitted within each area has been calculated. Refer to Table 4.

Activity centres are defined by the Commercial 1 (C1Z) overlay of the Planning Scheme. Calculations are based on a number of factors, including the total number of publicly available on-street car parking spaces, the number of spaces allocated to other uses (such as loading, etc), public transport connections, community feedback and experiences through the trial period, physical attributes such as footpath widths and other location factors.

The maximum number of business parklets in each activity centre may be varied, taking into consideration the density of business parklets in any one part of an activity centre and any other relevant matters.

Requests for business parklets outside of identified activity centres will be considered on a case-by-case basis.

In addition, requests for over 4 parking spaces (regardless of whether this fits within the maximum amount of bays allocated) may be asked to demonstrate patron demand to justify a larger area; and should this demand not be forthcoming, be asked to reduce their parklet accordingly.

Table 4 maximum number of parking bays to be used as business parklets

Location	maximum parking pays used
Acland St Activity Centre	15
Ormond Road Activity Centre (between Beach and Pine Avenues)	8
Ormond Road Activity Centre (Glen Huntly Road intersection)	4
Glen Huntly Road Activity Centre	5
Glen Eira Road Activity Centre	6
Tennyson St Activity Centre	3
Carlisle St Activity Centre	15



City of Port Phillip Business Parklet guidelines 2023 -

Inkerman St Activity Centre	4
Fitzroy St Activity Centre	9
Victoria Ave Activity Centre	15
Bridport St Activity Centre	20
Bay St Activity Centre	20
Armstrong St Activity Centre	14
Clarendon St Activity Centre	27

Designing your parklet

Activity centres each have their own characters, that can be enhanced through the design of Business Parklets. The design and appearance of business parklets and furniture must be high quality, robust and structurally sound to be able to withstand prolonged exposure to all weather conditions.

All Parklets must include:

Safety elements

- A buffer setback of 0.45m must be provided around the perimeter of the parklet, from all adjacent traffic/bicycle lanes and adjacent parking bays

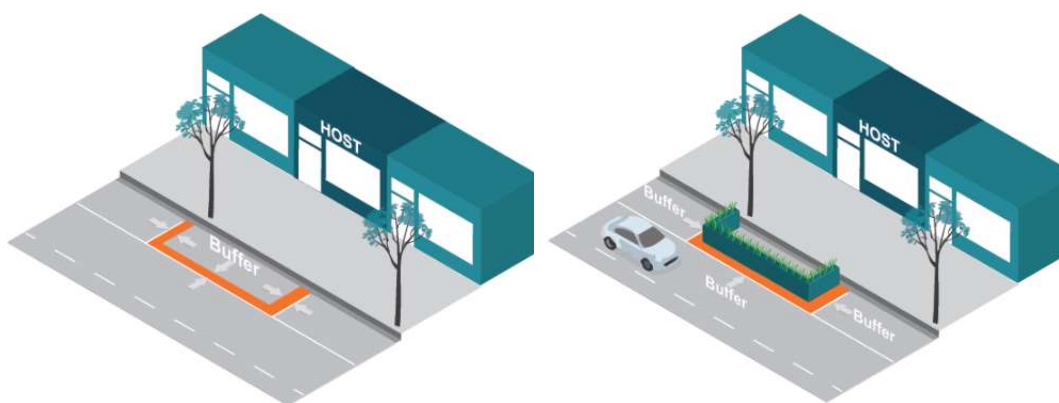


Figure 8 Business Parklets need to have at least a 0.45m buffer between any traffic lane, including bicycle lanes, and the structure.



City of Port Phillip Business Parklet guidelines 2023 -

- Minimum 0.45m x 0.45m safety barriers must be provided at all four corners and at regular minimum 4m intervals
 - The total height of the safety barriers must be 0.9m above carriageway level
- Business Parklet barriers must be 0.9m in height.
- Safety barriers must be:
 - o collapsible
 - o weighted with 0.3m depth crushed rock
 - o soil filled to at least 0.3m depth for planting
 - o treated pine sleepers or equivalent, as approved by Council
 - o checked periodically to ensure structural integrity is retained
 - Reflective tape must be affixed to outside edges, at 0.75m height for enhanced visibility.



Figure 9: Natural wood materials should appear finished and well maintained



Figure 10: Business or other relevant product name may only appear on every other barrier; artwork may fill remaining spaces



Figure 11: Creative patterns, designs or artwork that enhance the streetscape are encouraged



Figure 12: Barriers must fully enclose the space. No gaps are permitted



Figure 13: Flimsy materials like lattice should not be used in parklets



Figure 14: Temporary barriers and other rented materials must be wrapped and finished



City of Port Phillip Business Parklet guidelines 2023 -

Accessible paths of travel

- Un-obstructed paths of travel must be made available for persons utilising mobility devices such as wheelchairs, prams, and walkers including those who may be visually impaired community members.
- A business parklet may require the removal of outdoor dining on the footpath, particularly where a footpath is narrow. See further information under the 'Considerations prior to making an application' section.
- A business parklet must provide at least one accessible access point with a preferred width of 2m, or minimum width of 1.5m.
- A business parklet should provide a wheelchair turning area and resting space

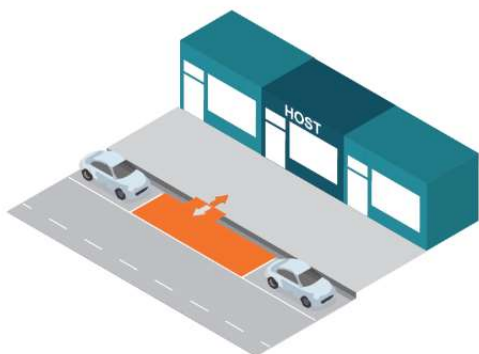


Figure 15: Business Parklets must have at least one unobstructed entrance, with a minimum width of 1.5m, preferably 2m

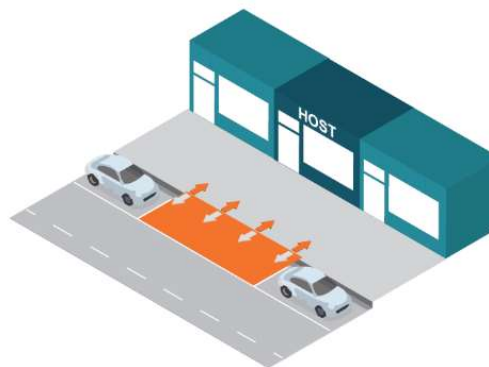


Figure 16: It is preferred that the entire frontage of the Business Parklet is accessible from the footpath

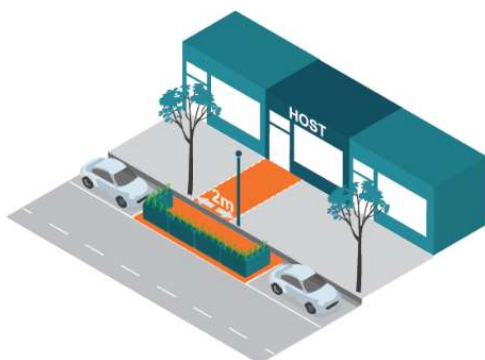


Figure 17: The design of the entrance to the Business Parklet needs to take into account fixed objects in the footpath such as trees and lighting.



Wheelchair turning area and resting space

- A wheelchair turning area must be provided, to make a 180° turn, with a minimum diameter of 1.5m.
- A wheelchair resting space must be provided for and have a 0.8m minimum width and 1.3m minimum length. The wheelchair resting space should incorporate companion seating.

Accessible tables and chairs

- At least 50% of all outdoor dining tables should be wheelchair accessible.
- A table must be 0.7m to 0.8m above the platform height, with an unobstructed knee clearance height of 0.43m to 0.44m underneath the table.

Raised platform

Annual business parklets must include a platform that is level with the kerb. Seasonal business parklets may also include raised platforms.

- Steps are acceptable providing ramp access is also provided if required to access the parklet.
- The difference in height between a kerb and raised platform should be no more than 6mm.
- The maximum gap between the kerb and raised platform is 10mm. A bridging platform can be used if a gap is more than 10mm, or if the raised platform does not match the height of the kerb. Refer diagram below.
- Any raised platform must ensure stormwater flow is not obstructed. The removal of leaves and litter is the responsibility of the permit holder.
- Any structure including a platform in proximity of stormwater entry pits must be designed to enable access and maintenance to occur.
- Where a Business Parklet would be built at a different level from the kerb upstand, a bridging or levelling platform can be utilised to create a smooth transition and prevent tripping hazards.
- Any ramp should not exceed a 5% gradient slope.
- A parklet structure 100m² or greater may also be subject to a Building Permit.

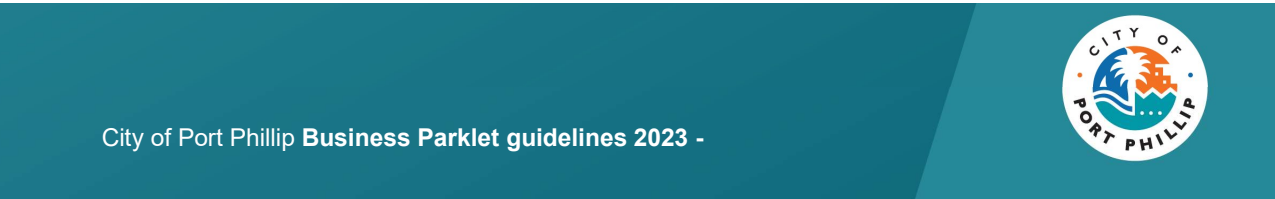


Figure 18: Seasonal Business Parklets are not required to have a platform that is level with the footpath and may therefore use a ramp onto the carriageway.

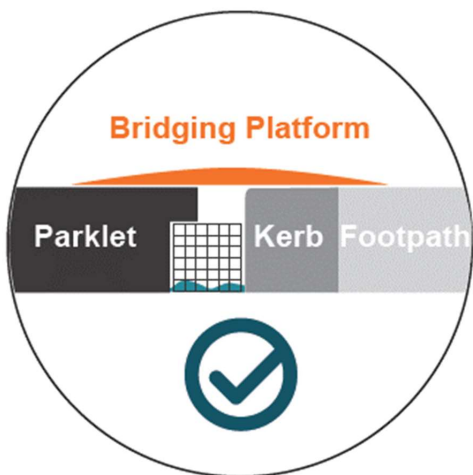


Figure 19: Bridging platform covers a gap between the platform and the kerb upstand

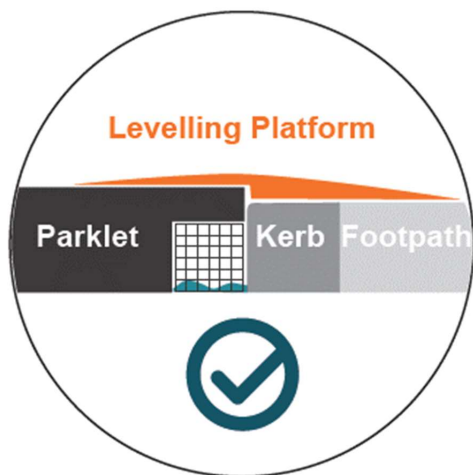


Figure 20: Levelling platform creates a smooth transition and prevents tripping hazards



Figure 21: A mat creates a flush transition from the platform to the footpath



Figure 22: The platform has been constructed at the level of the footpath.



Figure 23: Platform is not flush with surround footpaths



Figure 24: Ramp is used to gain access to a platform

Drainage

- A gap of 0.2m between the kerb and the base of the frame will need to be included to allow for water to run along the drain as usual
- A rubbish grate should be placed along the edge of the kerb to prevent debris from collecting under the parklet
- An inspection lid must be included where a stormwater pit is located underneath a platform



Figure 25: A rubbish grate will prevent litter from being trapped under the platform



Figure 26: Structures must not be fixed to the pavement or the kerb upstands.

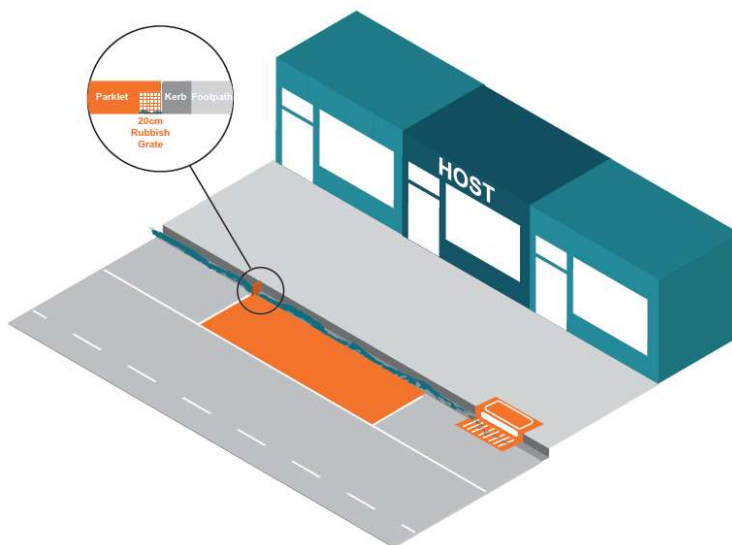


Figure 27: A rubbish grate located at the edge of a parklet.

Materiality and design quality

- Business parklets must not be constructed of loose materials that can overflow onto surrounding areas (ie hay bales)
- Materials used must be easy to clean and not deteriorate quickly.



City of Port Phillip Business Parklet guidelines 2023 -

- Low quality plastic materials are discouraged.
- Low emission, recycled, sustainably sourced and/or locally sourced products are encouraged.
- Natural materials and muted finishes are encouraged, including steel, aluminium, wood and recycled content concrete.
- Materials and design with align with the building or business brand is encouraged.
- A 'neighbourhood character' approach is encouraged, to provide consistent design outcomes across the activity centre. This can be achieved by traders engaging with others within activity centres.

Planting

- Planting should be provided where practicable in the barrier and buffers but must not overhang to obstruct views or passing traffic.
- Plants under 0.3m in height, should be selected to maintain sightlines.
- The permit-holder must ensure plants are watered and maintained.
- Artificial plants are discouraged.



Figure 28: Planting is high and obstructs line of sight



Figure 29: Planting is high and obstructs line of sight



Figure 30: Planting structure is hanging outside the parklet.





Figure 31: Planting is low to maintain lines of sight

Figure 32: Vines are tall but not dense to maintain lines of sight.

Figure 33: Some taller plant species are not dense to maintain lines of sight.

What can go in your parklet?

Traders who only intend to use parklets for limited periods (ie evening only, less than 7 days per week, daytime only in a busy evening economy) will be asked to install fixed furniture elements that allow the parklet to be used by the community during other times.

This must be clearly advertised / signed so that the community are aware they are welcome to use the space in non-operating hours. Evidence of how this will be achieved must be provided as part of the application.

Removable furniture

- Must be of an outdoor design style.
- Must be hardy, sturdy and portable.
- Must be solid enough to resist wind gusts.
- Must be constructed of materials that do not deteriorate quickly.
- Must be easy to clean.
- Tables and chairs must have a minimum 30mm diameter rubber pad at their base to protect the parklet surface. It is the business owner's responsibility to maintain the base of all items and to ensure items placed on the footpath do not cause damage. The cost of repairing any damage caused will be borne by the applicant.
- Bar-style furniture is only acceptable if standard height tables and chairs are also provided for accessibility purposes.
- No advertising is permitted on tables and chairs.
- Must be packed away into the building at the end of each trading period
- Furniture is preferably manufactured of recycled materials, and/or of materials that can be recycled at the end of their useful life.

Placement and storage of movable furniture

- The number of tables and chairs placed within a business parklet must allow for unobstructed access and circulation for all patrons and staff.



- A minimum space of four-square meters is typical for a table and four chairs (2m x 2m) and a distance of 0.5m should be allowed between adjoining settings.
 - 2-person table requires a minimum of 2m² (unless a narrow footpath)
 - 3-person table requires a minimum of 3m²
 - 4-person table requires a minimum of 4m²
- Bench-style furniture is permitted for use in business parklets but must be constructed of lightweight material to ensure easy removable and storage.
- Bench-style furniture must have a gap of 0.5metres between each setting to allow unobstructed access and circulation for patrons and staff.
- All furniture must be removed and stored inside the premises outside of the permitted hours of operation, unless otherwise stipulated by the permit.
- The permit-holder must ensure that adequate storage is provided for all furniture. If the business operates beyond the hours approved on the permit, the applicant must indicate how furniture will be securely stacked and/or stored to be rendered unusable.
- Furniture removal must occur without causing unreasonable noise and disturbance to nearby residents.

Fixed furniture

- Must be hardy, sturdy and fixed in place.
- Must be easy to clean.
- Must be constructed of materials that do not deteriorate quickly.
- Furniture should be integrated into the design that uses the space efficiently and maintains seating for community use when removable furniture is removed.
- No advertising is permitted on fixed furniture.
- Furniture is preferably manufactured of recycled materials, and/or of materials that can be recycled at the end of their useful life.



Figure 34: Fixed seating can be part of the structure and never removed



Figure 35: Get creative with fixed seating; these swing seats sit out day and night



Figure 36: A classic picnic table never gets old but be sure to provide accessible seating

Umbrellas

The following design standards apply:

- Must not obstruct traffic signals/sight lines.
- Must be suitable for use in a commercial, outdoor setting.
- Must not protrude into the parklet buffer zone (as it could be hazardous to passing people or vehicles).
- May overhang into the footpath area provided there is a minimum clearance of 2.2 metres.
- The colour of umbrellas should be sympathetic to the heritage values and the streetscape.
- Must be adequately weighted or bolted to the parklet structure and lowered during high winds.

Weather Protection

Annual business parklet applicants may request structures to provide additional weather protection.

- Plans scaled 1:100 must be submitted, including detail of materials and the written approval obtained prior to construction.
- Must not obstruct traffic signals or sight lines.
- Must not protrude into the parklet buffer zone (as it could be hazardous to passing people or vehicles).



- Must be constructed of sturdy materials, able to resist the relevant wind rating and be easy to clean.
- Council will not support the use of temporary marquees, or transparent drop-down blinds.
- A parklet structure 100m² or greater may also require a Building Permit. For further information on this, please contact
- Design must allow for easy removal.

Festoon lighting

Lighting may be used to contribute to the ambience of a business parklet.

- Must be stable (not flashing) and secured to avoid swaying and driver distraction.
- Must be waterproof and suitable for outdoor use.
- Must not be attached to any street tree or public infrastructure without the written approval of Council.
- Should be energy efficient or solar powered, with an automatic timer.

Freestanding portable patio heaters

Electric patio heaters are preferred however gas heaters are also commonly used to heat outdoor dining areas. Due to the potential fire and explosion risks associated with gas heaters it is important that they are properly managed and maintained. Applicants will be required to submit a signed management plan for freestanding heaters to ensure the following:

- An outdoor gas heater must be installed and operated in accordance with the manufacturer's instructions, such as required clearances from combustibles, maintenance and replacement requirements, performance of safety checks.
- Regular safety checks must be conducted on the gas heater to check for leaks.
- Gas heaters must comply with relevant Australian standards and regulations (AS/NZS 1596:2008 Storage and Handling of LP Gas) and be certified by the Australian Gas Association or equivalent body (e.g., SAI Global).
- A member of staff should be assigned the role of gas supervisor to monitor the safe use and storage of gas heaters and cylinders. All staff should be trained in operating the gas heater, in hazards of using gas and in relevant safety procedures. The gas supervisor



- should be fully conversant with the manufacturer's instructions, clearances requirements, safety checks for holes and leaks and how to safely store and handle gas cylinders.
- Preventative maintenance should be scheduled and conducted on all outdoor gas heaters, with records of all maintenance performed.
 - The applicant must ensure that they are covered under their insurance policy for the use of gas heaters.
 - The business parklet area should be supervised to prevent unauthorised relocation and operation of gas heaters by patrons.
 - Gas heaters should be checked by a licensed gasfitter every 12 months, or sooner if required.
 - Gas cylinders must be stored in an external and secure location after hours, but not within the business parklet. Gas cylinders must not be stored inside premises.
 - Gas heaters should only be switched on at a patron's request. Staff should monitor the usage of heaters within the business parklet and switch heaters off when the area is not in use.
 - The transfer of gas between cylinders must not be conducted at a business premises.

Information required with application

- Complete **application form** with business name, ACN and ABN.
- Copy of any relevant **Planning Permit** for the business.
- Copy of any relevant **Liquor Licence including red-line plan**.
- Copy of any **internal floor plan**, including sanitary facilities available.
- **Consent** of owner, body corporate and/or occupier neighbouring premises, if proposing to occupy space in front of a neighbouring premises.
- **Example** of how you will advertise availability of space to the public when not in use (if applicable)
- **Drawing set:** To complete your submission the following drawing set must be submitted to explain how your parklet will look, how its design addresses all applicable standards and guidelines, what materials it will be made of, and how it will be assembled. All drawings must include detailed dimensions and be submitted in PDF format.



- **Plan of existing conditions** to scale 1:100 and fully dimensioned to show:
 - building frontage and footpath
 - abutting properties with business names
 - infrastructure -trees, light poles, litter bins, public seats, bicycle stands, fire hydrants, stormwater puts, utility or telecommunication assets
 - parking bays and parking restrictions
 - any adjacent footpath outdoor dining or advertising boards
 - any other relevant features.
- **Proposed site plan of the business parklet** to scale 1:100 and fully dimensional to show:
 - Surrounding streetscape context adjacent buildings, kerbs, footpath and roads
 - Safety barriers, planters, platforms, and any other structures, with buffer setbacks from adjacent traffic/bicycle lanes and adjacent parking bays
 - any inspection lids to stormwater pits, utility, or telecommunication assets
 - layout of removal and fixed table, chairs, screens, heaters, umbrellas, waiter stations or other items
 - any adjacent footpath outdoor dining or advertising boards
- **Proposed elevation plans from each side of the business parklet** to scale 1:100 and fully dimensioned to show:
 - Safety barriers, planters, platforms, and any other structures, with buffer setbacks from adjacent traffic/bicycle lanes and adjacent parking bays
 - cross-section to show a gap of 0.2m between the kerb and the base of the platform frame
 - advertising/business logos
 - any other structures
- **Proposed furniture and plants** including photographs, design specifications and materials to show compliance with the Guidelines.
- **Photographs/Renderings/Perspectives graphic illustrations** showing the proposed area of occupation and immediate surrounds
- **Advertising** details, including a colour photograph or detailed design drawings to scale of any proposed advertising logo, and clear indication of its size and location on barriers and umbrellas. Note: If total advertising area exceeds 8.0m² a planning permit is required.

City of Port Phillip **Business Parklet guidelines 2023 -**



- **Construction** – to show how the business parklet will be assembled, constructed and dismantled. Supported with a materials palette of all materials to be used.
- **Public liability insurance** noting Council’s interest and for no less than \$20m in respect of any single occurrence.
- **Form of indemnity** to indemnify the Council against all claims of any kind arising from any negligent act either by the permit holder or the permit holder’s agents and users.
- Payment of **application fee**

Failure to submit all required information will result in delays in considering the application.



Decision making

The criteria below is a guide to the factors that Officers will consider when assessing each application.

Priority	Objectives
Public safety	<ul style="list-style-type: none"> Streets are safe and have unobstructed passage on the carriageway and on the footpath Streets have clear views for all modes of transport Streets are safe and have unobstructed passage for those who may be physically or visually impaired
Accessibility for all	<ul style="list-style-type: none"> Streets are inclusive so that anyone with an impairment will be able to access a parklet People who are pushing prams or using mobility devices will be able to access the facility Streets are easily navigated by all transport modes including pedestrians Access to public transport stops is not impaired Loading zones, on of loading zones, disabled bays, bus zones and car share bays are retained Access to to local businesses and residences is not impaired
Balancing a prosperous local economy with local amenity	<ul style="list-style-type: none"> Supporting a prosperous local economy is balanced with ensuring that a parklet and any associated off-site impacts) do not cause any significant impacts on the function and amenity of surrounding areas in relation to nuisance, noise, and other amenity considerations.
Vibrant street life	<ul style="list-style-type: none"> Streets are vibrant and lively Streets contribute positively to an area's sense of place and character.
Attractive streetscape	<ul style="list-style-type: none"> Streets are attractive, clean and pleasant Any heritage significance is not diminished
Leisure opportunities	<ul style="list-style-type: none"> Parklets support social interaction, alfresco dining and drinking as enjoyable leisure activities in a managed way.



Assessment process

On receiving an application, the Authorised Officer will:

- Check that all relevant information has been received
- Check that the use is legally established under the Planning and Environment Act 1987
- Check the application to ensure it meets the intent and requirements of the Local Law and the Business Parklet Guidelines
- Inspect the site and checks the accuracy of submitted plans
- Refer the application to relevant Council departments for advice
- Assess the application against the Business Parklet Guidelines
- Assess the application against any outstanding matters that may relate to the premises
- Advise the applicant of any changes that need to be made to the submission.
- Approve with conditions or refuse the permit application.

If a permit is to be granted, Council will invoice the applicant for the fees payable with the business parklet. Fees are not refundable. Once payment has been made and the permit has been issued, installation and use of the business parklet may commence in accordance with the permit and conditions.

Decision-making on applications

Where applications meet all the Guidelines, the Council will normally grant a permit. In cases where an application does not clearly meet the Guidelines or where there are special circumstances, the application will be referred to the Council's City Permits Panel for further consideration. The Panel will provide its feedback to the Authorised Officer who will approve or refuse the permit application. The Panel is comprised of senior officers from across the Council.

In some cases, a variation to these Guidelines may be granted if the priority objectives can be met and there are extenuating circumstances. Each decision will be decided on its merits including:

- the number and location of business parklets within an activity centre
- the length of previous business parklet occupation and any waiting list
- consent of owner, body corporate and/or occupier neighbouring premises, if occupying space in front of a neighbouring premises
- the effect on vehicular traffic flows and safety;
- the impact on residential amenity;
- the impact on the appearance of the street and its surroundings;
- the duration of use;
- compatibility with other uses in the street;



- whether it is complementary to the primary adjoining use;
- whether it is less intensive than the primary adjoining use;
- the ability to provide adequate sanitary facilities;
- the applicant's previous record of compliance;
- any relevant policies of the Council or relevant State Government Agencies; and
- any other matter relevant to the application.

In situations where demand outstrips availability preference will be given to applications that demonstrate:

- shared use between multiple traders
- likely high usage from community (including hours of activation)
- positive contribution to amenity and vibrancy of location

Review of decisions

An applicant may seek a review of a decision by submitting their request in writing within 28 days of the decision, including all information to be taken into consideration, for review by the City Permits Panel and the relevant Officer.

In cases where an application does not meet the Guidelines, or where there are special circumstances, the officer may refer the matter to the City Permits Panel, to provide their recommendation to the authorised officer.

In some cases, a variation to these Guidelines may be granted if the priority objectives can be met and there are extenuating circumstances.

The Panel will consider applications using the Business Parklet Guidelines and City of Port Phillip's Local Law No. 1 (Community Amenity) and any subsequent Local Laws adopted by Council.

Council responsibilities

Maintenance of the footpath and carriageway

Council is responsible for managing the maintenance of the footpath and carriageway and reserves the right to access the footpath and carriageway or remove business parklet infrastructure at any time.

Compensation and loss of trade



Council is not responsible for providing any compensation for the removal of a business parklet or for any loss of trade when Council and other service authorities are required to carry out works within the footpath or carriageway. The permit-holder is responsible for reinstating any fittings or fixtures, not the person, service authority or contractor executing the works.

No compensation is provided for any problems, inconvenience or loss of trade resulting from activities or works carried out by the Council, service authority or its contractors at, or adjacent to, a permit holder's business parklet.

Monitor compliance with approved permit

Council officers will monitor the operation of permits and ensure the conditions of the permit are met.

Following a complaint or observation of a breach of a permit, a Council officer will contact the permit holder and take appropriate action. This could include enforcement action.

In the case of a serious breach, an officer may act immediately to respond and/or resolve the situation. A serious breach is one where the officer considers there is an immediate public safety risk. This may include instances where access is impeded to an extent that it would be difficult or impossible to walk freely through the pedestrian zone or drive freely through the adjacent carriageway.

Each breach will receive a warning or an infringement notice depending on the gravity of the offence. Where three breaches have occurred within a twelve-month period, these will be referred to the City Permits Panel to consider if the permit should be amended or cancelled.

Complaints from neighbouring residents and/or businesses will be recorded and managed as per Council's Complaints Handling Policy [Complaints and service requests - City of Port Phillip](#)

Relevant policy, regulations or legislation

City of Port Phillip Local Law No. 1 (Community Amenity) September 2013 or updated versions

Attachments

- Business Parklet Standard Conditions
- Maps of activity centres
- Footpath trading maps

Business Parklet Standard Conditions

City of Port Phillip **Business Parklet guidelines 2023 -**



In addition to complying with any relevant requirements in the Local Law No. 1 (Community Amenity) the following conditions apply to the activity or use:

1. The layout and use must not be altered without the written consent of the Council.
2. All clearances from traffic/bicycle lanes, adjacent parking bays, public seating, litter bins and any other public infrastructure must be maintained.
3. The occupation of the business parklet must have a limited impact on residential amenity and the neighbourhood.
4. The use and operation of the business parklet must be in accordance with the hours of use detailed in the permit. If the hours are not stipulated, the use and operation must cease by 11pm every day.
5. Council reserves the right to reclaim access to the land at any time for maintenance purposes. Should any fittings fixed within the business parklet need to be removed temporarily due to the nature of the maintenance, Council will reinstate them accordingly and to the best of its abilities.
6. Council and other service authorities reserve the right to access all underground services within the business parklet at any time, without notice to the permit-holder.
7. No compensation will be payable for any removal of fittings or fixtures associated with the business parklet, or for the loss of trade experienced due to these works.
8. The maintenance of the business parklet, including sanitation, graffiti, litter removal and damage is the responsibility of the permit-holder.
9. A copy of permit must be kept on-site and presented to an authorised officer upon request.
10. The City of Port Phillip reserves the right to amend or revoke the permit at any time.

Parklet Design

11. The business parklet must be compliant with the design guidelines above

Health

23. The preparation, handling and serving of food and drinks to patrons must be conducted in accordance with the requirements of the Food Act 1984 (Vic), National Food Safety Standards and Council's Health Services Unit.
24. The use and activity within the business parklet must be in accordance with the venues COVIDSafe Plan and the directions of the Department of Health & Human Services (DHHS).

Venue Management

25. All patrons must be seated within the business parklet.



26. Patron numbers must not exceed the maximum permitted by Council and the Department of Health & Human Services (DHHS).
27. Liquor must not be sold, consumed or served within the business parklet unless the area is covered by a current valid liquor license.
28. Venue management must ensure that the pedestrian zone is kept clear of patrons and any items unless approved by Council.

Waste Management

29. Litter generated from the business parklet must not be swept into the gutter or adjacent areas and must be deposited within the operator's own bins kept within the premises.
30. The stormwater channel must be maintained daily to remove any litter.
31. Where smoking is permitted under the Tobacco Act 1987, windproof ashtrays must be provided for patrons wishing to smoke within the business parklet.
32. Tables must be cleared of all bottles, glass and tableware and be kept clean to ensure safety and cleanliness for other patrons.

Noise

33. No form of external public-address system or sound amplification equipment shall be used outside the premises.
34. The use of the business parklet must not cause nuisance and shall not have an impact on the residential amenity of the neighbourhood by the emission of excessive noise.

Risk management

35. Public liability insurance of \$20 Million must remain current, extend to include the whole area as detailed in the business parklet permit and be valid for the life of the permit with a copy forwarded to Council upon renewal.
36. The permit-holder will be held responsible for any damage caused to Council assets.
37. No compensation will be payable for any flood related damage, as the carriageway is part of the stormwater overland flow.
38. The permit-holder indemnifies and releases the City of Port Phillip from all liability arising from the use of the business parklet, including any claims made by any person for injury, loss or damage, howsoever caused.
39. Council must be notified immediately of any damage to public assets, as well as any other condition that creates a hazard to the public.



Planters

- 40. Planters must be regularly watered and maintained by the permit-holder.
- 41. Plants must be under 0.3m in height, unless approved by Council.

Umbrellas

- 42. Any permitted umbrellas must maintain a minimum of 2.2 metres from the underside of the umbrella to the finished floor level of the business parklet.
- 43. Any permitted umbrellas must not protrude beyond the business parklet.
- 44. Any permitted umbrellas must be adequately weighted or bolted to the business parklet structure and lowered during high winds.

Heaters

- 45. Stand-alone heaters must comply with Australian Standard AS 1596 and be certified by the Australian Gas Association.
- 46. The use and operation of gas heaters must be in accordance with the requirements of Energy Safe Victoria (ESV).

Signage

- 47. Council reserves the right to install and maintain promotional and advertising signage to the exterior of the business parklet structure.
- 48. Advertising within or on the business parklet structure must not contain political messaging or promote tobacco, gambling, alcohol, violence or illegal activities.

Major events

- 49. During major events such as New Year's Eve, additional conditions apply. This includes no glass bottles or glassware permitted within the business parklet unless expressly permitted.

Compliance

- 50. A breach of any of the conditions of the business parklet permit may result in enforcement action being taken against the permit-holder and/or the organisation responsible for the permit. This action may include the issuing of a Notice to Comply, fines, cancellation of the permit and/or impounding of items.

City of Port Phillip **Business Parklet guidelines 2023 -**



51. Any enforcement action that is required in relation to the permit may affect future requests for business parklets or footpath trading.